

# MINI

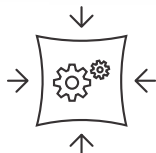
## THE CORNER CLEANER



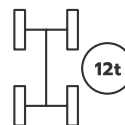
### ADVANTAGES



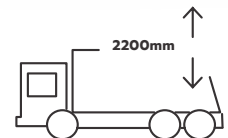
Small turning circle /  
great manoeuvrability



Maximum functionality  
and robustness in  
a compact design



Suitable for two-axle  
chassis from 12 tonnes  
gross vehicle weight



Body width:  
2200 mm

## ABOUT THE MINI

The compact body with a volume of 9 to 12 m<sup>3</sup> is perfect for chassis of the light series with up to 12 tonnes. Thanks to its great manoeuvrability, this model is particularly suitable for waste collection in inner-city areas with narrow access roads and low

passageways – also ideal for supplying old town centres and for open loading of market squares. Further advantages: Compaction mechanism with external carriage plate cylinders and multifractional application range.

## SERIES OPTIONS

### BASIC CONSTRUCTION:

- Low Level Lifter OMEGA 359 (manual, continuous comb)
- Low Level Lifter ROTARY 2406 M (automatic, split comb)

## AREAS OF APPLICATION



**WASTE  
COLLECTION IN  
CITY CENTRE  
AREAS WITH  
NARROW ACCESS  
ROADS AND LOW  
DRIVEWAYS**



**MANUAL  
LOADING**

Further  
information



**TECHNIK ENTSCHEIDET.**